



QuantityWare BCS with SAP Standard Content Oil & Gas – First Steps

Process Guide

How to request QuantityWare BCS Test Usage Keys

Notes

The latest version of this documentation can be found in the QuantityWare [Knowledge Base](#). All documentation is kept current for the combinations of latest BCS release with the latest supported SAP Oil & Gas release. For all currently supported combinations see [Note #000086 "Support and Release \(Lifecycle\) details"](#) page 2, "Release Lifecycle".

Your release level can be determined via:

`"/o/PTYW/COCKPIT" -> "Cockpit" -> "Support Package Level"`

Version History

Version	Date	Description
01	2018-01-24	Initial Version
02	2019-02-17	S/4HANA 1809 validity added
03	2019-06-25	Generic Release Level Support text added - Table removed
04	2020-07-23	Editorial changes
05	2021-09-20	Modern QW document style applied. Changed from "Model Company" to "Standard Content Oil & Gas".

Contents

1. How do I access BCS?	4
1.1. Portal Registration & Test Usage Keys.....	4
1.2. Package Access and Installation.....	5
1.3. Conclusion	6

1. How do I access BCS?

Congratulations for installing the SAP Standard Content Oil & Gas (SAP SCOG) package!

QuantityWare GmbH works closely with SAP to help customers leverage full value from their SAP Oil & Gas implementations by providing the most complete and tightly-integrated ABAP-native bulk quantity conversions solution available.

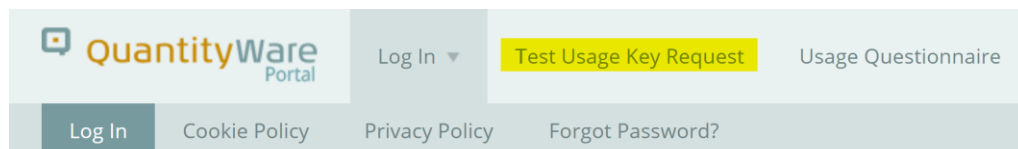
1.1. Portal Registration & Test Usage Keys

To access your time-limited complimentary test usage keys and software from QuantityWare, follow this simple procedure.

Your company must be registered in our service portal and you must have a portal user with the "Technical" role.

Go to our customer service portal site: <https://service.quantityware.com>

On the login-screen at the top, there is an option to access the "Test Usage Key Request form" (TUKR):



[Login](#) > Service Portal Log In

Service Portal Log In

Welcome

Welcome to the QuantityWare Service Portal. Please enter your user name

The electronic form is fully documented online. Simply fill out the required details in the form and submit it.

An automatic process will be performed through which the required users and usage keys are generated within the portal. Confirmation login mails will be sent automatically to the users named on the TUKR and any users with a “Technical” role will be able to access the software and the usage keys.

Note:

- Users with the “Technical” role have access to the “DataLounge” area of the portal allowing file download, can change system details and view and request usage keys.
- The “Manager” role has rights to request user changes and their role assignments. If such tasks are usually delegated to other users, then another user should be granted the role “Cust. Admin”. Managers also have the rights to view system usage keys

See the “Help” link at the top-right of the portal page for further information, or read the online Service Portal Guide at: <https://www.quantityware.com/support/portal>

1.2. Package Access and Installation

Discuss and define your installation plan with your QuantityWare-certified consultant.

Follow the detailed instructions in the Installation guide.

All documentation can be found on the QuantityWare web site in the Knowledge Base:

<https://www.quantityware.com/support/knowledge-base/>

Define a filter to help find relevant documents, e.g.:





<https://www.quantityware.com/support/knowledge-base/?sortOrder=desc&sortBy=date&title=Installation>

The essential Installation documentation and related notes can also be found within the Data Lounge and is referenced along with the appropriate files as in the following screenshot:

(For a SAP SCOG installation, you must use the “...IN.SAR” archive.)

▲ 30B Installation / Upgrade Packages

BCS Installation / Upgrade Packages (BCP/BCG/CTP/CTG)

File Name	Size	Date	Type	Ver	Min CSP	Max CSP	Downloads
BCP_Implementation_in_API-C_Legacy_3TL.mpp 	261KB	2017-06-07	Office	BCS 30B	N/A	N/A	View
Original Microsoft Project file. Customers are free to use this as a basis for further refinement / customization to meet their internal requirements.							
BCS_3_0_Technical_Installation_Manual.pdf 	847.9KB	2021-01-18	PDF	BCS 30B	N/A	N/A	View
BCS_3_0_Installation.pdf Associated Documents: Note 000002 - Temporary Fix Import Note 000047 - Applying QuantityWare CSPs with SPAM Note 000051 - Productive Systems Information Note 000067 - Additional Installation Information Note 000086 - Support and Release (Lifecycle) Details							
BCS_3_0_Inst_Checklist_v00.docx 	723.7KB	2017-06-07	Office	BCS 30B	N/A	N/A	View
CURRENT: Word document version of checklist - to allow easier editing (e.g. inclusion of screenshots) and return to QuantityWare.							
QW_BCS_30B_1610_IN.SAR 	36.22MB	2017-06-07	Version	BCS 30B	N/A	N/A	View
Release-level: BCP 30B supporting - S/4HANA 1610, 1709, 1809, 1909, 2020 - CSP-000 (Equivalent: 30A - CSP-001)							
BCS 3.0 Installation/Upgrade Archive To be used for: 1) The new installation of BCS on S/4HANA with SAP Oil & Gas active. 2) The upgrade of BCS 30A to BCS 30B on an existing SAP Oil & Gas S/4HANA system. NOTE: For simultaneous upgrade with an SAP upgrade to S/4HANA, use the package "QW_BCS_30B_1610_UP.SAR" For further content information, see: BCS 30 Release Notes 01							

1.3. Conclusion

After installing the BCS software and applying the appropriate product's usage key (e.g. BCP) you MUST complete all steps documented in the installation manual.

After all steps have been completed, feel free to experiment with the functions and possibilities that the Petroleum Measurement Cockpit offers you.

Extended test usage keys can be requested via the QuantityWare portal.

The price of a productive usage agreement is determined by customer answers to our Usage Questionnaire. This can be found on the "Pricing" page of our website - <https://www.quantityware.com/our-solution/pricing/> or via this direct link - <https://service.quantityware.com/usagequestionnaire>

No Questionnaire data is stored online. If you wish to share your results with us, please save the PDF version of the completed Questionnaire (as offered at the end of completion) and share this with us per portal ticket.

We wish you success in your project!

Legal Notices

© Copyright 2021 QuantityWare GmbH. All rights reserved.

SAP, R/3, mySAP, mySAP.com, xApps, xApp, SAP NetWeaver, and other SAP products and services mentioned herein as well as their respective logos are trademarks or registered trademarks of SAP AG in Germany and in several other countries all over the world. All other product and service names mentioned are the trademarks of their respective companies.

Microsoft, Windows, SQL-Server, PowerPoint and Outlook are registered trademarks of Microsoft Corporation.

These materials and the information therein are subject to change without notice. These materials are provided by the company QuantityWare GmbH for informational purposes only. There is no implied representation or warranty of any kind, and QuantityWare GmbH shall not be liable for errors or omissions with respect to the materials provided. The only warranties for the products and services of QuantityWare GmbH are those set forth in the express warranty statements accompanying such products and services, if any. No statement within this document should be construed as constituting an additional warranty.